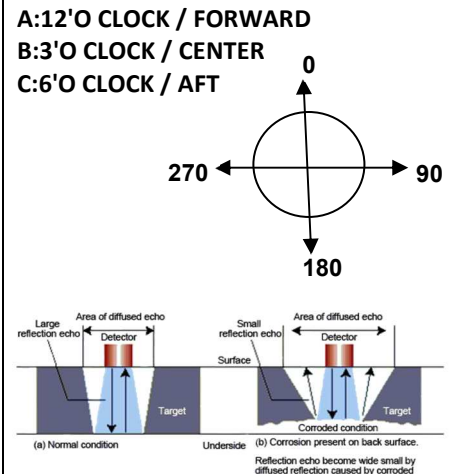
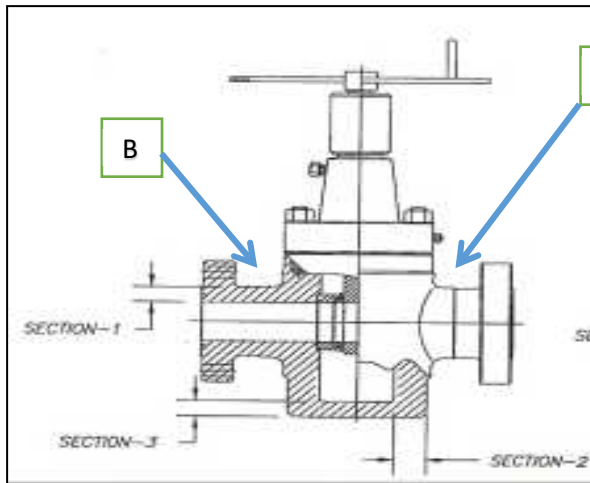




## Ultrasonic Thickness Gauging Report

Client:	DAQING DRILLING COMPANY	Certificate no:	QC-B-06-25-0335-01-20
Location:	Rig DQ1202	Job Order No:	QC-B-06-25-0335
Date of Examination:	03-6-2025	Next Inspection Due:	02-6-2026

Serial Number	Description of the examined equipment	Result
<b>220918</b>	<b>CHOKE MANIFOLD GATE VALVE 4 1/16"</b>	<b>Accepted</b>



ANGLES	UT WALL THICKNESS POSITION MEASURED IN MM				MINIMUM THICKNESS
	A	B			
<b>0°</b>	23.53	23.29			<b>17 mm</b>
<b>90°</b>	23.47	23.43			
<b>180°</b>	23.33	23.35			
<b>270°</b>	23.42	23.27			



### Equipment Details

Standard	ASTM E797	Specification:	OEM Data Book	Method	WET
Yoke	Permanent	Serial No:	PY-09	Due Date	11. Nov.2025
White Contrast	WCP-2	Batch No:	008A009	Due Date	April.2026
Black Ink	7HF	Batch No:	008A103	Due Date	Jun.2026
Ultrasonic Thickness Meter	UT-1	Serial No:	5202746	Due Date	11. Nov.2025

### INSPECTION EVALUATION

During UT all the readings are within the tolerance and accepted according to the abovementioned specification. Visual and MPI were carried out for the above description and found free of surface defects at the time of inspection. Identification of any part found to have a defect and a description of the defect:

**Remarks:** Minimum of Wall thickness Provided By OEM

LEEA & ASNT Level II Inspector Name:	Signature:	Authenticating This Report:	Signature:
Abdullah Mufeed		Mohamed Abdulla	

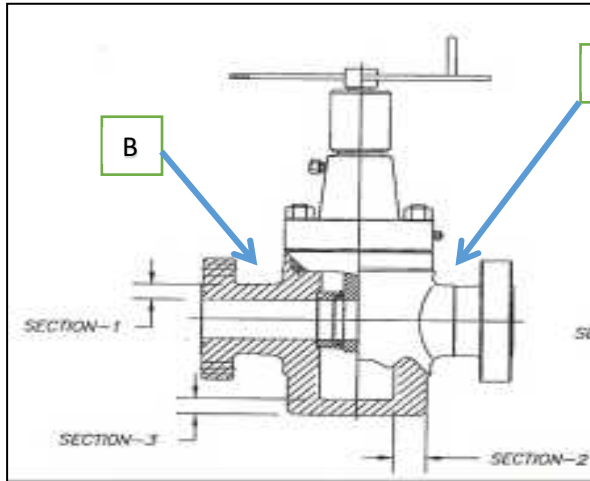




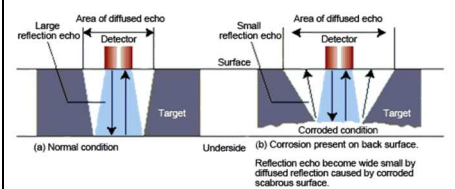
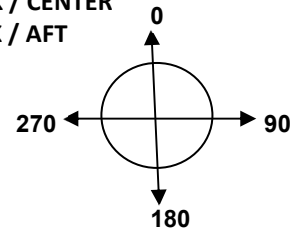
## Ultrasonic Thickness Gauging Report

Client:	DAQING DRILLING COMPANY	Certificate no:	QC-B-06-25-0335-01-21
Location:	Rig DQ1202	Job Order No:	QC-B-06-25-0335
Date of Examination:	03-6-2025	Next Inspection Due:	02-6-2026

Serial Number	Description of the examined equipment	Result
<b>220916</b>	<b>CHOKE MANIFOLD GATE VALVE 4 1/16"</b>	<b>Accepted</b>



A:12'O CLOCK / FORWARD  
B:3'O CLOCK / CENTER  
C:6'O CLOCK / AFT





ANGLES	UT WALL THICKNESS POSITION MEASURED IN MM				MINIMUM THICKNESS
	A	B			
<b>0°</b>	23.41	23.33			<b>17 mm</b>
<b>90°</b>	23.32	23.26			
<b>180°</b>	23.29	23.15			
<b>270°</b>	23.18	23.23			

### Equipment Details

Standard	ASTM E797	Specification:	OEM Data Book	Method	WET
Yoke	Permanent	Serial No:	PY-09	Due Date	11. Nov.2025
White Contrast	WCP-2	Batch No:	008A009	Due Date	April.2026
Black Ink	7HF	Batch No:	008A103	Due Date	Jun.2026
Ultrasonic Thickness Meter	UT-1	Serial No:	5202746	Due Date	11. Nov.2025

### INSPECTION EVALUATION

During UT all the readings are within the tolerance and accepted according to the abovementioned specification.	
Visual and MPI were carried out for the above description and found free of surface defects at the time of inspection	
Identification of any part found to have a defect and a description of the defect:	
<b>Remarks:</b> Minimum of Wall thickness Provided By OEM	

LEEA & ASNT Level II Inspector Name:	Signature:	Authenticating This Report:	
Abdullah Mufeed		Mohamed Abdulla	

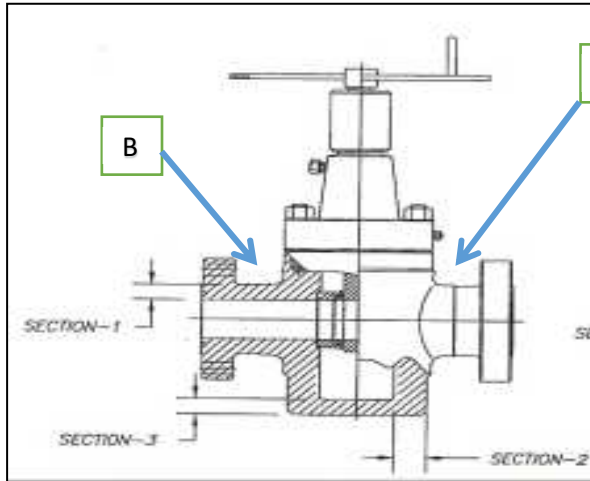




## Ultrasonic Thickness Gauging Report

Client:	DAQING DRILLING COMPANY	Certificate no:	QC-B-06-25-0335-01-22
Location:	Rig DQ1202	Job Order No:	QC-B-06-25-0335
Date of Examination:	03-6-2025	Next Inspection Due:	02-6-2026

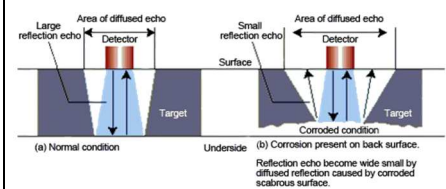
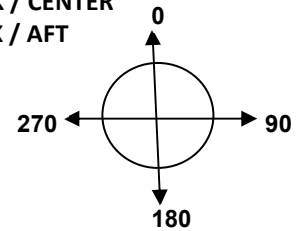
Serial Number	Description of the examined equipment	Result
220915	CHOKE MANIFOLD GATE VALVE 4 1/16"	Accepted



A:12'O CLOCK / FORWARD

B:3'O CLOCK / CENTER

C:6'O CLOCK / AFT



ANGLES	UT WALL THICKNESS POSITION MEASURED IN MM				MINIMUM THICKNESS
	A	B			
0°	23.14	23.27			17 mm
90°	23.16	23.34			
180°	23.25	23.22			
270°	23.31	23.44			

### Equipment Details

Standard	ASTM E797	Specification:	OEM Data Book	Method	WET
Yoke	Permanent	Serial No:	PY-09	Due Date	11. Nov.2025
White Contrast	WCP-2	Batch No:	008A009	Due Date	April.2026
Black Ink	7HF	Batch No:	008A103	Due Date	Jun.2026
Ultrasonic Thickness Meter	UT-1	Serial No:	5202746	Due Date	11. Nov.2025



### INSPECTION EVALUATION

During UT all the readings are within the tolerance and accepted according to the abovementioned specification.

Visual and MPI were carried out for the above description and found free of surface defects at the time of inspection

Identification of any part found to have a defect and a description of the defect:

**Remarks:** Minimum of Wall thickness Provided By OEM

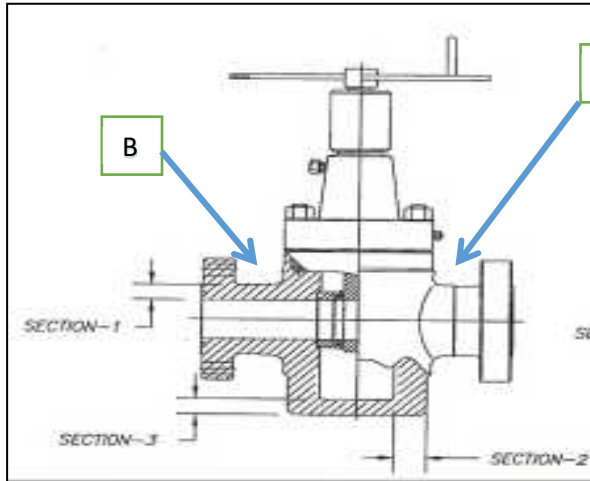
LEEA & ASNT Level II Inspector Name:	Signature:	Authenticating This Report:	Signature:
Abdullah Mufeed		Mohamed Abdulla	



## Ultrasonic Thickness Gauging Report

Client:	DAQING DRILLING COMPANY	Certificate no:	QC-B-06-25-0335-01-23
Location:	Rig DQ1202	Job Order No:	QC-B-06-25-0335
Date of Examination:	03-6-2025	Next Inspection Due:	02-6-2026

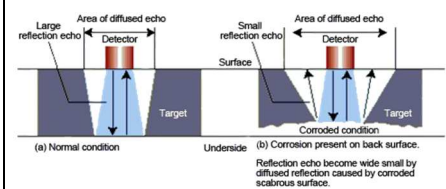
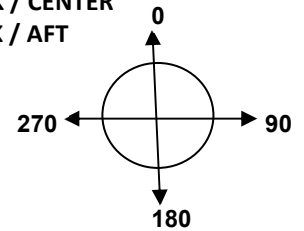
Serial Number	Description of the examined equipment	Result
220902	CHOKE MANIFOLD GATE VALVE 4 1/16"	Accepted



A:12'O CLOCK / FORWARD

B:3'O CLOCK / CENTER

C:6'O CLOCK / AFT



ANGLES	UT WALL THICKNESS POSITION MEASURED IN MM				MINIMUM THICKNESS
	A	B			
0°	23.48	23.35			17 mm
90°	23.52	23.22			
180°	23.24	23.46			
270°	23.39	23.19			

### Equipment Details

Standard	ASTM E797	Specification:	OEM Data Book	Method	WET
Yoke	Permanent	Serial No:	PY-09	Due Date	11. Nov.2025
White Contrast	WCP-2	Batch No:	008A009	Due Date	April.2026
Black Ink	7HF	Batch No:	008A103	Due Date	Jun.2026
Ultrasonic Thickness Meter	UT-1	Serial No:	5202746	Due Date	11. Nov.2025



### INSPECTION EVALUATION

During UT all the readings are within the tolerance and accepted according to the abovementioned specification.

Visual and MPI were carried out for the above description and found free of surface defects at the time of inspection

Identification of any part found to have a defect and a description of the defect:

**Remarks:** Minimum of Wall thickness Provided By OEM

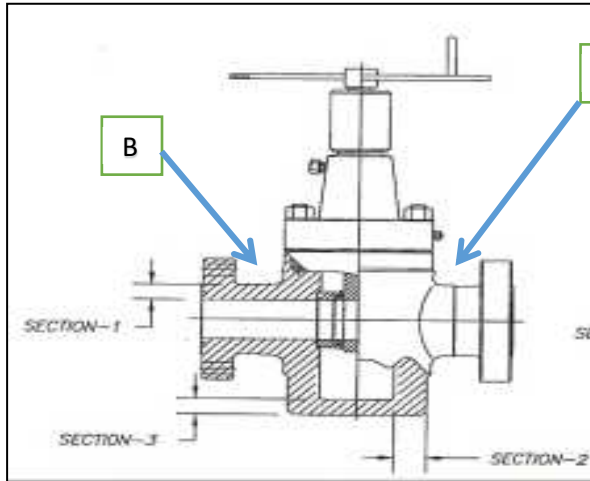
LEEA & ASNT Level II Inspector Name:	Signature:	Authenticating This Report:	Signature:
Abdullah Mufeed		Mohamed Abdulla	



## Ultrasonic Thickness Gauging Report

Client:	DAQING DRILLING COMPANY	Certificate no:	QC-B-06-25-0335-01-24
Location:	Rig DQ1202	Job Order No:	QC-B-06-25-0335
Date of Examination:	03-6-2025	Next Inspection Due:	02-6-2026

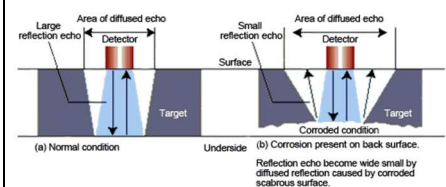
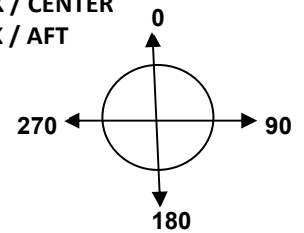
Serial Number	Description of the examined equipment	Result
220718	CHOKE MANIFOLD GATE VALVE 4 1/16"	Accepted



A:12'O CLOCK / FORWARD

B:3'O CLOCK / CENTER

C:6'O CLOCK / AFT



ANGLES	UT WALL THICKNESS POSITION MEASURED IN MM				MINIMUM THICKNESS
	A	B			
0°	23.44	23.27			17 mm
90°	23.18	23.35			
180°	23.32	23.22			
270°	23.28	23.16			

### Equipment Details

Standard	ASTM E797	Specification:	OEM Data Book	Method	WET
Yoke	Permanent	Serial No:	PY-09	Due Date	11. Nov.2025
White Contrast	WCP-2	Batch No:	008A009	Due Date	April.2026
Black Ink	7HF	Batch No:	008A103	Due Date	Jun.2026
Ultrasonic Thickness Meter	UT-1	Serial No:	5202746	Due Date	11. Nov.2025



### INSPECTION EVALUATION

During UT all the readings are within the tolerance and accepted according to the abovementioned specification.

Visual and MPI were carried out for the above description and found free of surface defects at the time of inspection

Identification of any part found to have a defect and a description of the defect:

**Remarks:** Minimum of Wall thickness Provided By OEM

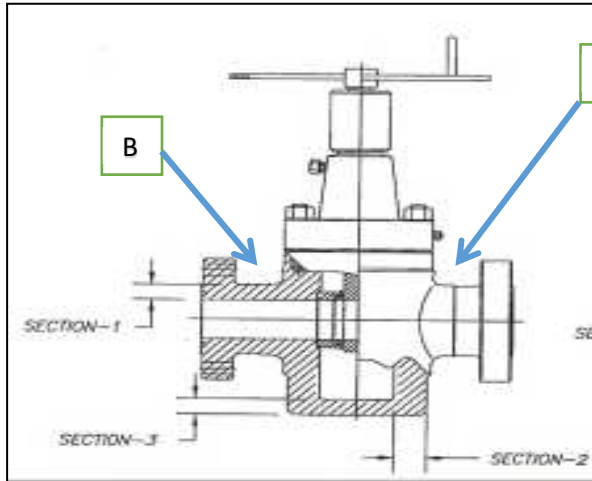
LEEA & ASNT Level II Inspector Name:	Signature:	Authenticating This Report:	Signature:
Abdullah Mufeed		Mohamed Abdulla	



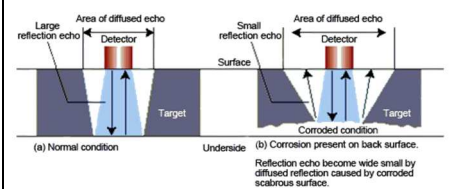
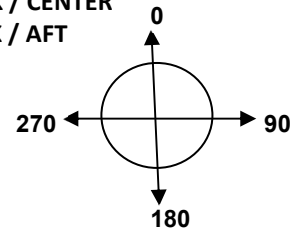
## Ultrasonic Thickness Gauging Report

Client:	DAQING DRILLING COMPANY	Certificate no:	QC-B-06-25-0335-01-25
Location:	Rig DQ1202	Job Order No:	QC-B-06-25-0335
Date of Examination:	03-6-2025	Next Inspection Due:	02-6-2026

Serial Number	Description of the examined equipment	Result
<b>220720</b>	<b>CHOKE MANIFOLD GATE VALVE 4 1/16"</b>	<b>Accepted</b>



A:12'O CLOCK / FORWARD  
B:3'O CLOCK / CENTER  
C:6'O CLOCK / AFT





ANGLES	UT WALL THICKNESS POSITION MEASURED IN MM				MINIMUM THICKNESS
	A	B			
<b>0°</b>	23.41	23.51			<b>17 mm</b>
<b>90°</b>	23.40	23.38			
<b>180°</b>	23.34	23.28			
<b>270°</b>	23.29	23.26			

### Equipment Details

Standard	ASTM E797	Specification:	OEM Data Book	Method	WET
Yoke	Permanent	Serial No:	PY-09	Due Date	11. Nov.2025
White Contrast	WCP-2	Batch No:	008A009	Due Date	April.2026
Black Ink	7HF	Batch No:	008A103	Due Date	Jun.2026
Ultrasonic Thickness Meter	UT-1	Serial No:	5202746	Due Date	11. Nov.2025

### INSPECTION EVALUATION

During UT all the readings are within the tolerance and accepted according to the abovementioned specification.	
Visual and MPI were carried out for the above description and found free of surface defects at the time of inspection	
Identification of any part found to have a defect and a description of the defect:	
<b>Remarks:</b> Minimum of Wall thickness Provided By OEM	

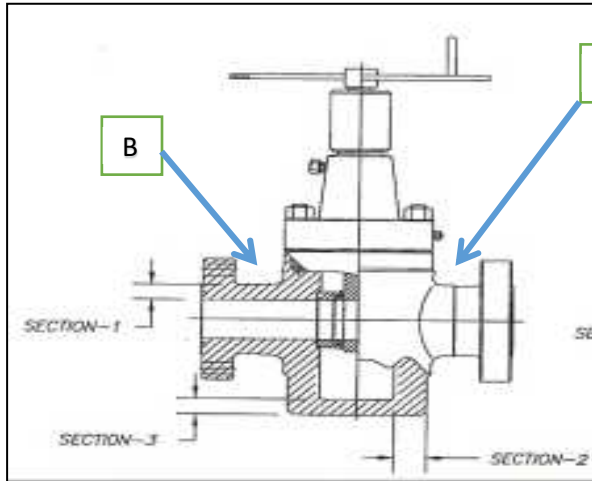
LEEA & ASNT Level II Inspector Name:	Signature:	Authenticating This Report:	
Abdullah Mufeed		Mohamed Abdulla	



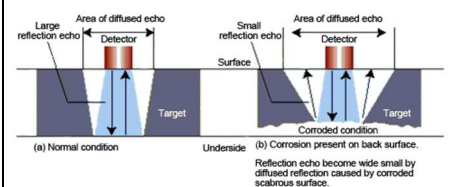
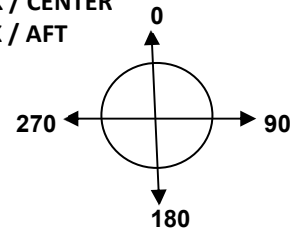
## Ultrasonic Thickness Gauging Report

Client:	DAQING DRILLING COMPANY	Certificate no:	QC-B-06-25-0335-01-26
Location:	Rig DQ1202	Job Order No:	QC-B-06-25-0335
Date of Examination:	03-6-2025	Next Inspection Due:	02-6-2026

Serial Number	Description of the examined equipment	Result
<b>220719</b>	<b>CHOKE MANIFOLD GATE VALVE 4 1/16"</b>	<b>Accepted</b>



A:12'O CLOCK / FORWARD  
B:3'O CLOCK / CENTER  
C:6'O CLOCK / AFT





ANGLES	UT WALL THICKNESS POSITION MEASURED IN MM				MINIMUM THICKNESS
	A	B			
<b>0°</b>	23.33	23.27			<b>17 mm</b>
<b>90°</b>	23.45	23.36			
<b>180°</b>	23.21	23.23			
<b>270°</b>	23.30	23.29			

### Equipment Details

Standard	ASTM E797	Specification:	OEM Data Book	Method	WET
Yoke	Permanent	Serial No:	PY-09	Due Date	11. Nov.2025
White Contrast	WCP-2	Batch No:	008A009	Due Date	April.2026
Black Ink	7HF	Batch No:	008A103	Due Date	Jun.2026
Ultrasonic Thickness Meter	UT-1	Serial No:	5202746	Due Date	11. Nov.2025

### INSPECTION EVALUATION

During UT all the readings are within the tolerance and accepted according to the abovementioned specification.  
Visual and MPI were carried out for the above description and found free of surface defects at the time of inspection  
Identification of any part found to have a defect and a description of the defect:  
**Remarks:** Minimum of Wall thickness Provided By OEM

LEEA & ASNT Level II Inspector Name:	Signature:	Authenticating This Report:	
Abdullah Mufeed		Mohamed Abdulla	

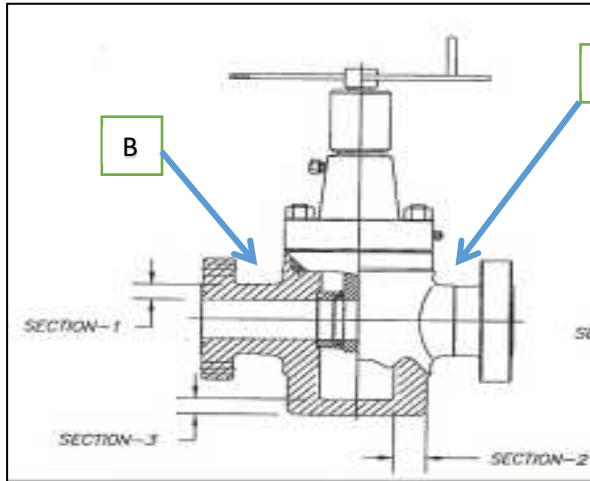




## Ultrasonic Thickness Gauging Report

Client:	DAQING DRILLING COMPANY	Certificate no:	QC-B-06-25-0335-01-27
Location:	Rig DQ1202	Job Order No:	QC-B-06-25-0335
Date of Examination:	03-6-2025	Next Inspection Due:	02-6-2026

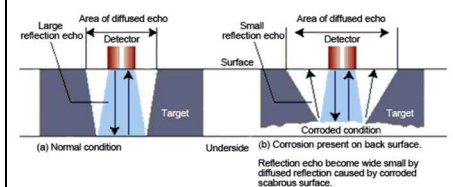
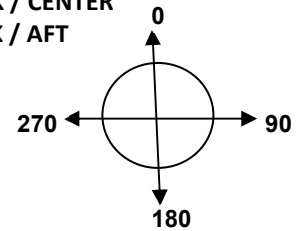
Serial Number	Description of the examined equipment	Result
<b>211221</b>	<b>CHOKE MANIFOLD GATE VALVE 4 1/16"</b>	<b>Accepted</b>



**A:12'O CLOCK / FORWARD**

**B:3'O CLOCK / CENTER**

**C:6'O CLOCK / AFT**



ANGLES	UT WALL THICKNESS POSITION MEASURED IN MM				MINIMUM THICKNESS
	A	B			
<b>0°</b>	23.15	23.22			<b>17 mm</b>
<b>90°</b>	23.24	23.36			
<b>180°</b>	23.12	23.27			
<b>270°</b>	23.31	23.40			

### Equipment Details

Standard	ASTM E797	Specification:	OEM Data Book	Method	WET
Yoke	Permanent	Serial No:	PY-09	Due Date	11. Nov.2025
White Contrast	WCP-2	Batch No:	008A009	Due Date	April.2026
Black Ink	7HF	Batch No:	008A103	Due Date	Jun.2026
Ultrasonic Thickness Meter	UT-1	Serial No:	5202746	Due Date	11. Nov.2025



### INSPECTION EVALUATION

During UT all the readings are within the tolerance and accepted according to the abovementioned specification.

Visual and MPI were carried out for the above description and found free of surface defects at the time of inspection

Identification of any part found to have a defect and a description of the defect:

**Remarks:** Minimum of Wall thickness Provided By OEM

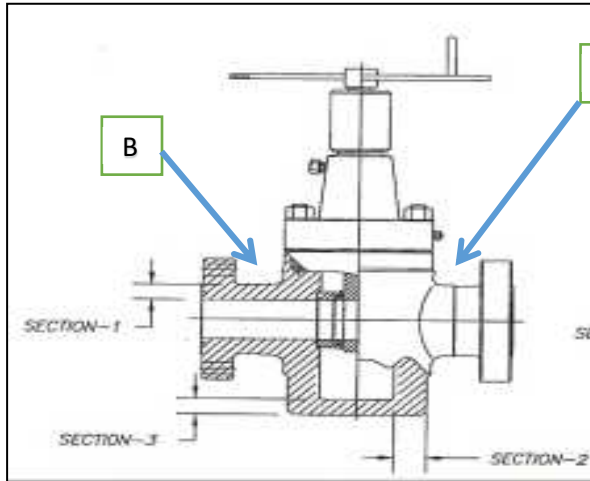
LEEA & ASNT Level II Inspector Name:	Signature:	Authenticating This Report:	
Abdullah Mufeed		Mohamed Abdulla	



## Ultrasonic Thickness Gauging Report

Client:	DAQING DRILLING COMPANY	Certificate no:	QC-B-06-25-0335-01-28
Location:	Rig DQ1202	Job Order No:	QC-B-06-25-0335
Date of Examination:	03-6-2025	Next Inspection Due:	02-6-2026

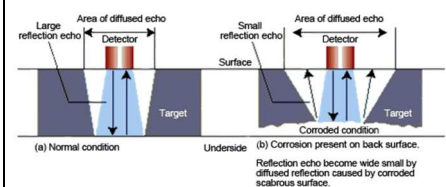
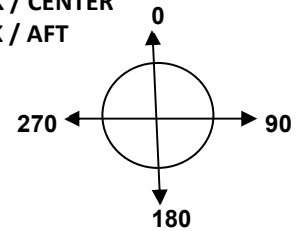
Serial Number	Description of the examined equipment	Result
220917	CHOKE MANIFOLD GATE VALVE 4 1/16"	Accepted



A:12'O CLOCK / FORWARD

B:3'O CLOCK / CENTER

C:6'O CLOCK / AFT



ANGLES	UT WALL THICKNESS POSITION MEASURED IN MM				MINIMUM THICKNESS
	A	B			
0°	23.48	23.33			17 mm
90°	23.43	23.54			
180°	23.30	23.26			
270°	23.45	23.20			

### Equipment Details

Standard	ASTM E797	Specification:	OEM Data Book	Method	WET
Yoke	Permanent	Serial No:	PY-09	Due Date	11. Nov.2025
White Contrast	WCP-2	Batch No:	008A009	Due Date	April.2026
Black Ink	7HF	Batch No:	008A103	Due Date	Jun.2026
Ultrasonic Thickness Meter	UT-1	Serial No:	5202746	Due Date	11. Nov.2025



### INSPECTION EVALUATION

During UT all the readings are within the tolerance and accepted according to the abovementioned specification.

Visual and MPI were carried out for the above description and found free of surface defects at the time of inspection

Identification of any part found to have a defect and a description of the defect:

**Remarks:** Minimum of Wall thickness Provided By OEM

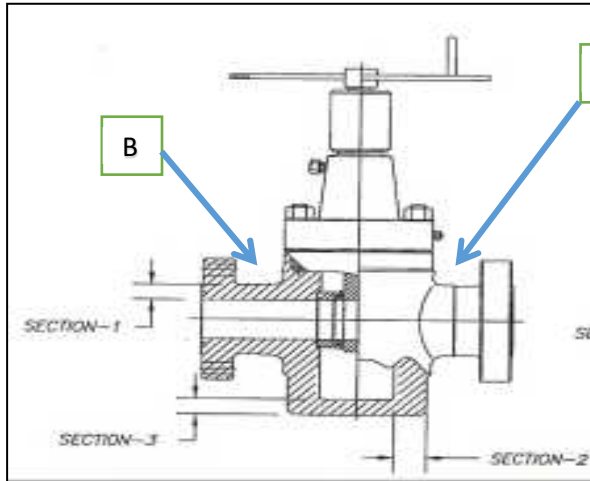
LEEA & ASNT Level II Inspector Name:	Signature:	Authenticating This Report:	Signature:
Abdullah Mufeed		Mohamed Abdulla	



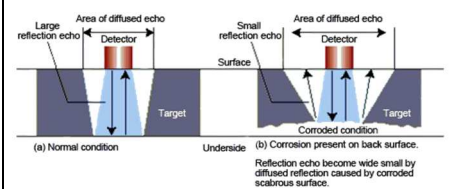
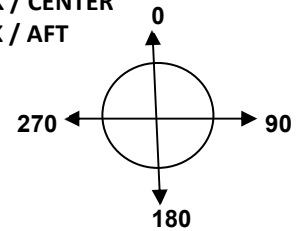
## Ultrasonic Thickness Gauging Report

Client:	DAQING DRILLING COMPANY	Certificate no:	QC-B-06-25-0335-01-29
Location:	Rig DQ1202	Job Order No:	QC-B-06-25-0335
Date of Examination:	03-6-2025	Next Inspection Due:	02-6-2026

Serial Number	Description of the examined equipment	Result
<b>220725</b>	<b>CHOKE MANIFOLD GATE VALVE 4 1/16"</b>	<b>Accepted</b>



A:12'O CLOCK / FORWARD  
B:3'O CLOCK / CENTER  
C:6'O CLOCK / AFT



ANGLES	UT WALL THICKNESS POSITION MEASURED IN MM				MINIMUM THICKNESS
	A	B			
<b>0°</b>	23.21	23.25			<b>17 mm</b>
<b>90°</b>	23.34	23.32			
<b>180°</b>	23.55	23.37			
<b>270°</b>	23.27	23.41			

### Equipment Details

Standard	ASTM E797	Specification:	OEM Data Book	Method	WET
Yoke	Permanent	Serial No:	PY-09	Due Date	11. Nov.2025
White Contrast	WCP-2	Batch No:	008A009	Due Date	April.2026
Black Ink	7HF	Batch No:	008A103	Due Date	Jun.2026
Ultrasonic Thickness Meter	UT-1	Serial No:	5202746	Due Date	11. Nov.2025



### INSPECTION EVALUATION

During UT all the readings are within the tolerance and accepted according to the abovementioned specification.

Visual and MPI were carried out for the above description and found free of surface defects at the time of inspection

Identification of any part found to have a defect and a description of the defect:

**Remarks:** Minimum of Wall thickness Provided By OEM

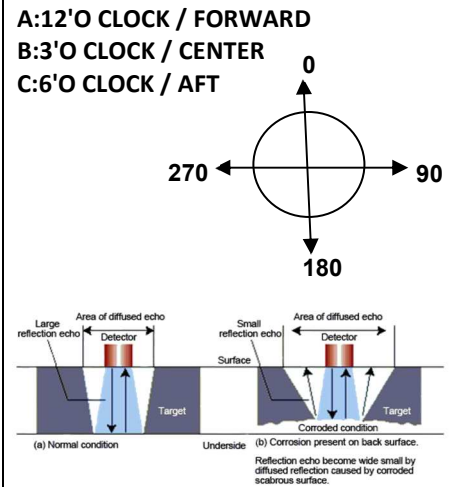
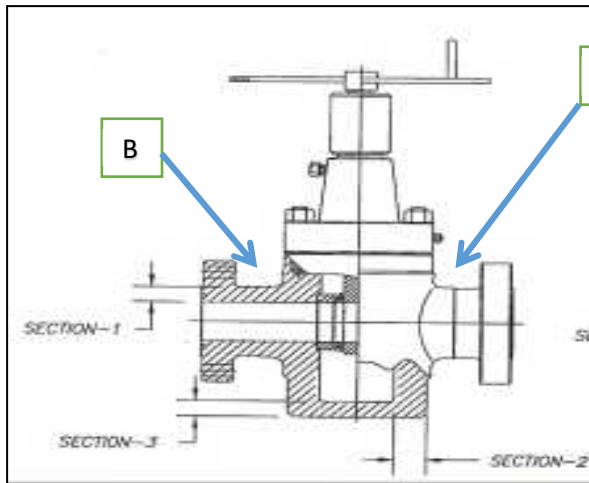
LEEA & ASNT Level II Inspector Name:	Signature:	Authenticating This Report:	
Abdullah Mufeed		Mohamed Abdulla	



## Ultrasonic Thickness Gauging Report

Client:	DAQING DRILLING COMPANY	Certificate no:	QC-B-06-25-0335-01-30
Location:	Rig DQ1202	Job Order No:	QC-B-06-25-0335
Date of Examination:	03-6-2025	Next Inspection Due:	02-6-2026

Serial Number	Description of the examined equipment	Result
<b>220603</b>	<b>CHOKE MANIFOLD GATE VALVE 4 1/16"</b>	<b>Accepted</b>



ANGLES	UT WALL THICKNESS POSITION MEASURED IN MM				MINIMUM THICKNESS
	A	B			
<b>0°</b>	23.14	23.27			<b>17 mm</b>
<b>90°</b>	23.26	23.33			
<b>180°</b>	23.10	23.21			
<b>270°</b>	23.30	23.18			



### Equipment Details

Standard	ASTM E797	Specification:	OEM Data Book	Method	WET
Yoke	Permanent	Serial No:	PY-09	Due Date	11. Nov.2025
White Contrast	WCP-2	Batch No:	008A009	Due Date	April.2026
Black Ink	7HF	Batch No:	008A103	Due Date	Jun.2026
Ultrasonic Thickness Meter	UT-1	Serial No:	5202746	Due Date	11. Nov.2025

### INSPECTION EVALUATION

During UT all the readings are within the tolerance and accepted according to the abovementioned specification. Visual and MPI were carried out for the above description and found free of surface defects at the time of inspection. Identification of any part found to have a defect and a description of the defect:

**Remarks:** Minimum of Wall thickness Provided By OEM

LEEA & ASNT Level II Inspector Name:	Signature:	Authenticating This Report:	Signature:
Abdullah Mufeed		Mohamed Abdulla	

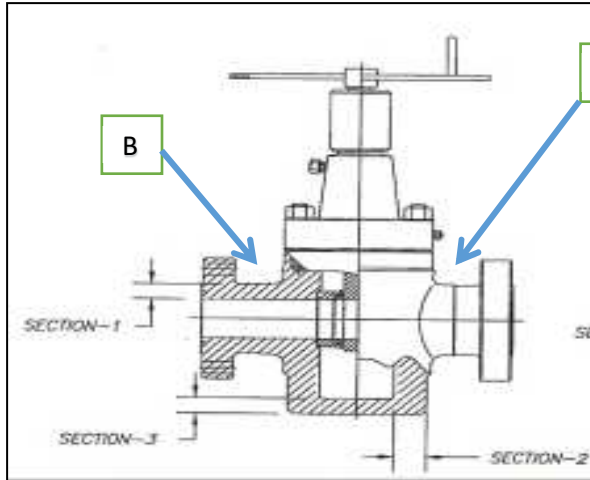




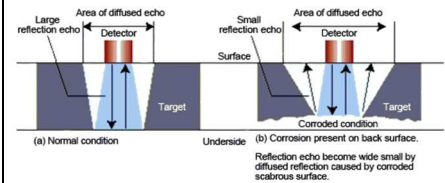
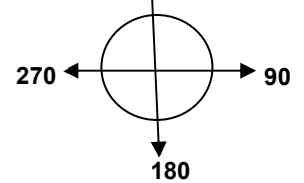
## Ultrasonic Thickness Gauging Report

Client:	DAQING DRILLING COMPANY	Certificate no:	QC-B-06-25-0335-01-31
Location:	Rig DQ1202	Job Order No:	QC-B-06-25-0335
Date of Examination:	03-6-2025	Next Inspection Due:	02-6-2026

Serial Number	Description of the examined equipment	Result
<b>220903</b>	<b>CHOKE MANIFOLD GATE VALVE 4 1/16"</b>	<b>Accepted</b>



A:12'O CLOCK / FORWARD  
B:3'O CLOCK / CENTER  
C:6'O CLOCK / AFT



ANGLES	UT WALL THICKNESS POSITION MEASURED IN MM				MINIMUM THICKNESS
	A	B			
0°	23.40	23.19			<b>17 mm</b>
90°	23.32	23.27			
180°	23.49	23.25			
270°	23.36	23.35			



### Equipment Details

Standard	ASTM E797	Specification:	OEM Data Book	Method	WET
Yoke	Permanent	Serial No:	PY-09	Due Date	11. Nov.2025
White Contrast	WCP-2	Batch No:	008A009	Due Date	April.2026
Black Ink	7HF	Batch No:	008A103	Due Date	Jun.2026
Ultrasonic Thickness Meter	UT-1	Serial No:	5202746	Due Date	11. Nov.2025

### INSPECTION EVALUATION

During UT all the readings are within the tolerance and accepted according to the abovementioned specification. Visual and MPI were carried out for the above description and found free of surface defects at the time of inspection. Identification of any part found to have a defect and a description of the defect:

**Remarks:** Minimum of Wall thickness Provided By OEM

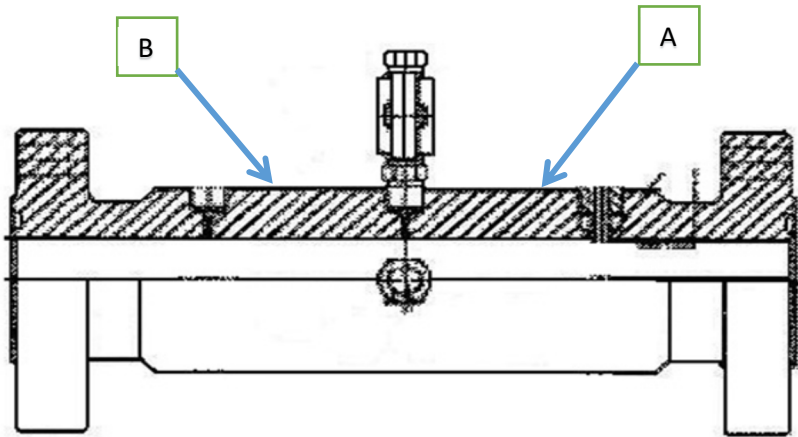
LEEA & ASNT Level II Inspector Name:	Signature:	Authenticating This Report:	Signature:
Abdullah Mufeed		Mohamed Abdulla	



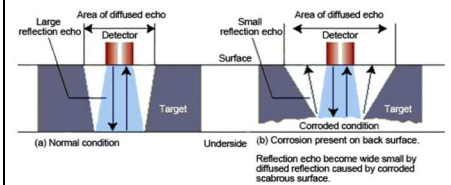
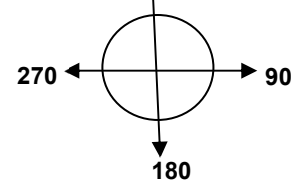
## Ultrasonic Thickness Gauging Report

Client:	DAQING DRILLING COMPANY	Certificate no:	QC-B-06-25-0335-01-32
Location:	Rig DQ1202	Job Order No:	QC-B-06-25-0335
Date of Examination:	03-6-2025	Next Inspection Due:	02-6-2026

Serial Number	Description of the examined equipment	Result
P120	CHOKE MANIFOLD SPOOL 4 1/16"	Accepted



A:12'O CLOCK / FORWARD  
B:3'O CLOCK / CENTER  
C:6'O CLOCK / AFT



ANGLES	UT WALL THICKNESS POSITION MEASURED IN MM				MINIMUM THICKNESS
	A	B			
0°	19.10	19.11			17 mm
90°	19.05	19.03			
180°	19.07	19.18			
270°	19.16	19.09			



### Equipment Details

Standard	ASTM E797	Specification:	OEM Data Book	Method	WET
Yoke	Permanent	Serial No:	PY-09	Due Date	11. Nov.2025
White Contrast	WCP-2	Batch No:	008A009	Due Date	April.2026
Black Ink	7HF	Batch No:	008A103	Due Date	Jun.2026
Ultrasonic Thickness Meter	UT-1	Serial No:	5202746	Due Date	11. Nov.2025

### INSPECTION EVALUATION

During UT all the readings are within the tolerance and accepted according to the abovementioned specification. Visual and MPI were carried out for the above description and found free of surface defects at the time of inspection. Identification of any part found to have a defect and a description of the defect:

**Remarks:** Minimum of Wall thickness Provided By OEM

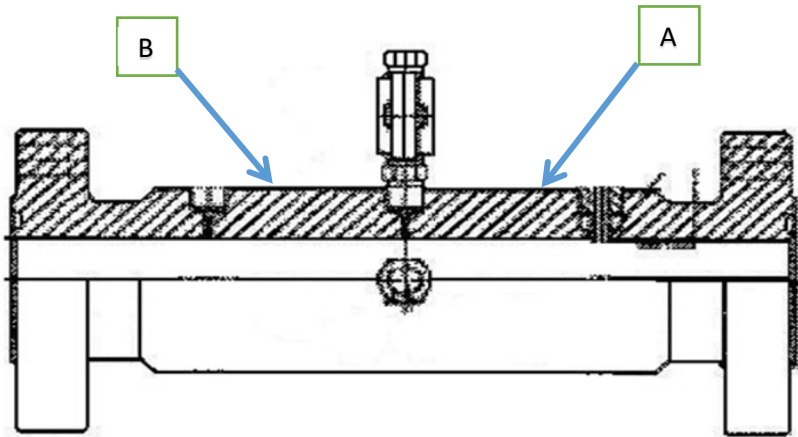
LEEA & ASNT Level II Inspector Name:	Signature:	Authenticating This Report:	Signature:
Abdullah Mufeed		Mohamed Abdulla	



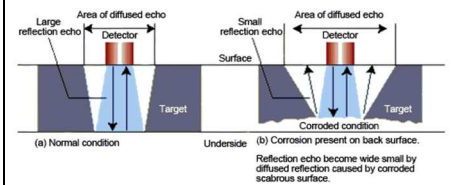
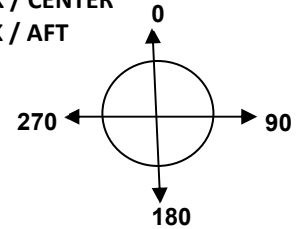
## Ultrasonic Thickness Gauging Report

Client:	DAQING DRILLING COMPANY	Certificate no:	QC-B-06-25-0335-01-33
Location:	Rig DQ1202	Job Order No:	QC-B-06-25-0335
Date of Examination:	03-6-2025	Next Inspection Due:	02-6-2026

Serial Number	Description of the examined equipment	Result
P121	CHOKE MANIFOLD SPOOL 4 1/16"	Accepted



A:12'O CLOCK / FORWARD  
B:3'O CLOCK / CENTER  
C:6'O CLOCK / AFT



ANGLES	UT WALL THICKNESS POSITION MEASURED IN MM				MINIMUM THICKNESS
	A	B			
0°	23.18	23.15			17 mm
90°	23.05	23.04			
180°	23.21	23.08			
270°	23.11	23.27			

### Equipment Details

Standard	ASTM E797	Specification:	OEM Data Book	Method	WET
Yoke	Permanent	Serial No:	PY-09	Due Date	11. Nov.2025
White Contrast	WCP-2	Batch No:	008A009	Due Date	April.2026
Black Ink	7HF	Batch No:	008A103	Due Date	Jun.2026
Ultrasonic Thickness Meter	UT-1	Serial No:	5202746	Due Date	11. Nov.2025

### INSPECTION EVALUATION

During UT all the readings are within the tolerance and accepted according to the abovementioned specification. Visual and MPI were carried out for the above description and found free of surface defects at the time of inspection. Identification of any part found to have a defect and a description of the defect:

**Remarks:** Minimum of Wall thickness Provided By OEM

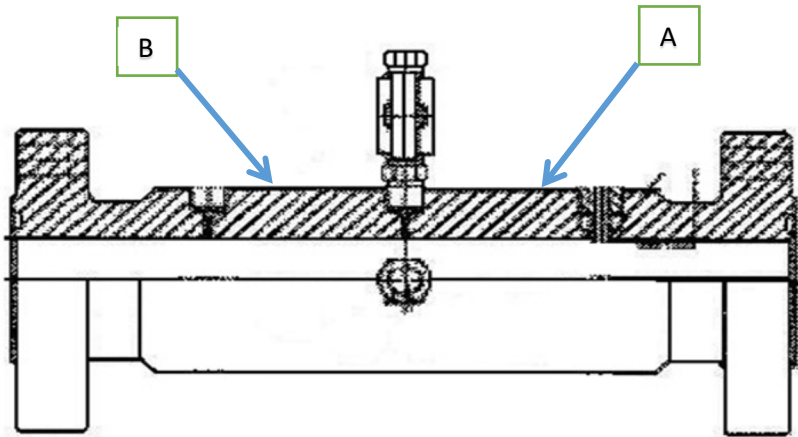
LEEA & ASNT Level II Inspector Name:	Signature:	Authenticating This Report:	Signature:
Abdullah Mufeed		Mohamed Abdulla	



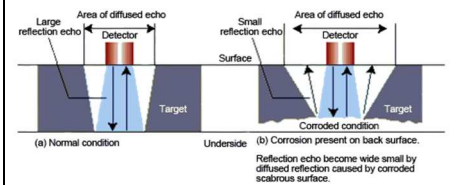
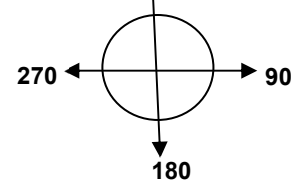
## Ultrasonic Thickness Gauging Report

Client:	DAQING DRILLING COMPANY	Certificate no:	QC-B-06-25-0335-01-34
Location:	Rig DQ1202	Job Order No:	QC-B-06-25-0335
Date of Examination:	03-6-2025	Next Inspection Due:	02-6-2026

Serial Number	Description of the examined equipment	Result
P122	CHOKE MANIFOLD SPOOL 4 1/16"	Accepted



A:12'O CLOCK / FORWARD  
B:3'O CLOCK / CENTER  
C:6'O CLOCK / AFT



ANGLES	UT WALL THICKNESS POSITION MEASURED IN MM				MINIMUM THICKNESS
	A	B			
0°	22.54	22.58			17 mm
90°	22.49	22.56			
180°	22.44	22.47			
270°	22.51	22.40			

### Equipment Details

Standard	ASTM E797	Specification:	OEM Data Book	Method	WET
Yoke	Permanent	Serial No:	PY-09	Due Date	11. Nov.2025
White Contrast	WCP-2	Batch No:	008A009	Due Date	April.2026
Black Ink	7HF	Batch No:	008A103	Due Date	Jun.2026
Ultrasonic Thickness Meter	UT-1	Serial No:	5202746	Due Date	11. Nov.2025

### INSPECTION EVALUATION

During UT all the readings are within the tolerance and accepted according to the abovementioned specification. Visual and MPI were carried out for the above description and found free of surface defects at the time of inspection. Identification of any part found to have a defect and a description of the defect:

**Remarks:** Minimum of Wall thickness Provided By OEM

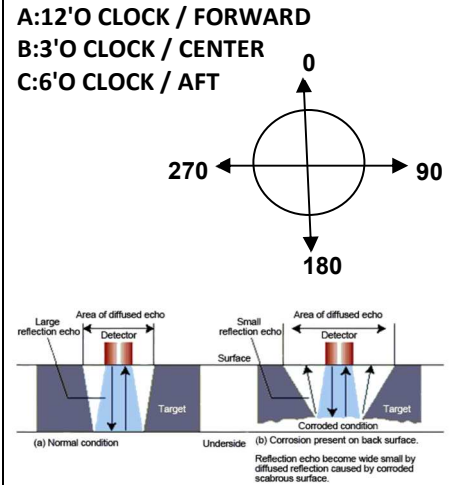
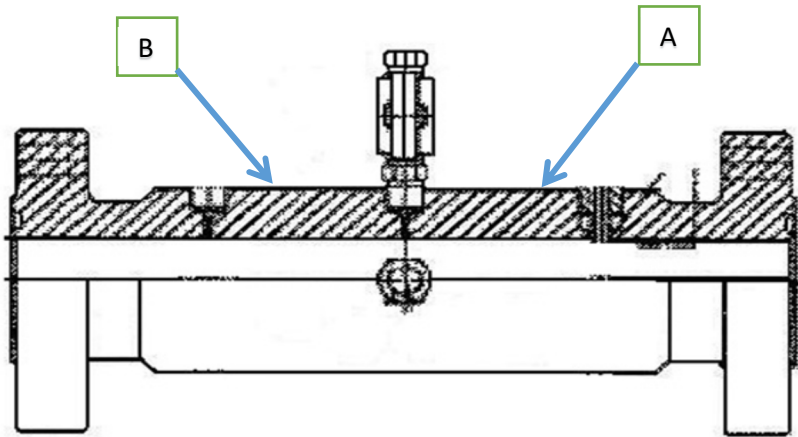
LEEA & ASNT Level II Inspector Name:	Signature:	Authenticating This Report:	Signature:
Abdullah Mufeed		Mohamed Abdulla	



## Ultrasonic Thickness Gauging Report

Client:	DAQING DRILLING COMPANY	Certificate no:	QC-B-06-25-0335-01-35
Location:	Rig DQ1202	Job Order No:	QC-B-06-25-0335
Date of Examination:	03-6-2025	Next Inspection Due:	02-6-2026

Serial Number	Description of the examined equipment	Result
<b>P123</b>	<b>CHOKE MANIFOLD SPOOL 4 1/16"</b>	<b>Accepted</b>



ANGLES	UT WALL THICKNESS POSITION MEASURED IN MM				MINIMUM THICKNESS
	A	B			
<b>0°</b>	21.34	20.85			<b>17 mm</b>
<b>90°</b>	21.37	20.77			
<b>180°</b>	21.29	20.80			
<b>270°</b>	21.32	20.81			



### Equipment Details

Standard	ASTM E797	Specification:	OEM Data Book	Method	WET
Yoke	Permanent	Serial No:	PY-09	Due Date	11. Nov.2025
White Contrast	WCP-2	Batch No:	008A009	Due Date	April.2026
Black Ink	7HF	Batch No:	008A103	Due Date	Jun.2026
Ultrasonic Thickness Meter	UT-1	Serial No:	5202746	Due Date	11. Nov.2025

### INSPECTION EVALUATION

During UT all the readings are within the tolerance and accepted according to the abovementioned specification. Visual and MPI were carried out for the above description and found free of surface defects at the time of inspection. Identification of any part found to have a defect and a description of the defect:

**Remarks:** Minimum of Wall thickness Provided By OEM

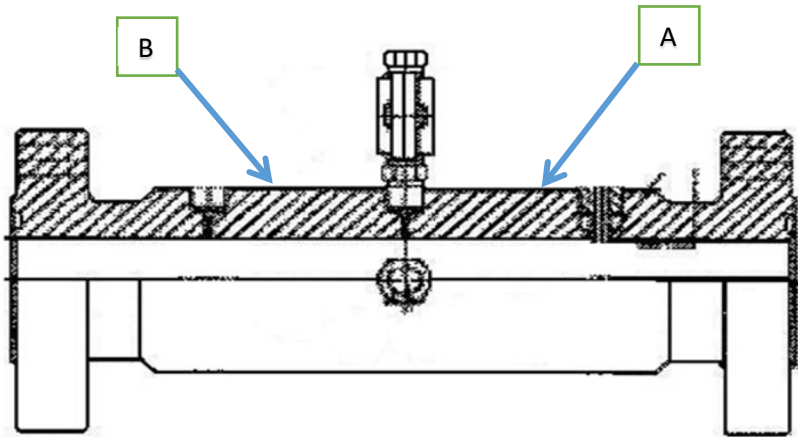
LEEA & ASNT Level II Inspector Name:	Signature:	Authenticating This Report:	Signature:
Abdullah Mufeed		Mohamed Abdulla	



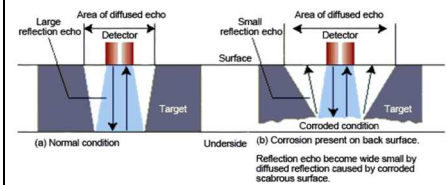
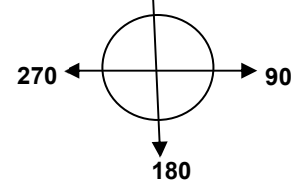
## Ultrasonic Thickness Gauging Report

Client:	DAQING DRILLING COMPANY	Certificate no:	QC-B-06-25-0335-01-36
Location:	Rig DQ1202	Job Order No:	QC-B-06-25-0335
Date of Examination:	03-6-2025	Next Inspection Due:	02-6-2026

Serial Number	Description of the examined equipment	Result
P124	CHOKE MANIFOLD SPOOL 4 1/16"	Accepted



A:12'O CLOCK / FORWARD  
B:3'O CLOCK / CENTER  
C:6'O CLOCK / AFT



ANGLES	UT WALL THICKNESS POSITION MEASURED IN MM				MINIMUM THICKNESS
	A	B			
0°	21.21	21.15			17 mm
90°	21.17	21.10			
180°	21.26	21.23			
270°	21.20	21.27			



### Equipment Details

Standard	ASTM E797	Specification:	OEM Data Book	Method	WET
Yoke	Permanent	Serial No:	PY-09	Due Date	11. Nov.2025
White Contrast	WCP-2	Batch No:	008A009	Due Date	April.2026
Black Ink	7HF	Batch No:	008A103	Due Date	Jun.2026
Ultrasonic Thickness Meter	UT-1	Serial No:	5202746	Due Date	11. Nov.2025

### INSPECTION EVALUATION

During UT all the readings are within the tolerance and accepted according to the abovementioned specification. Visual and MPI were carried out for the above description and found free of surface defects at the time of inspection. Identification of any part found to have a defect and a description of the defect:

**Remarks:** Minimum of Wall thickness Provided By OEM

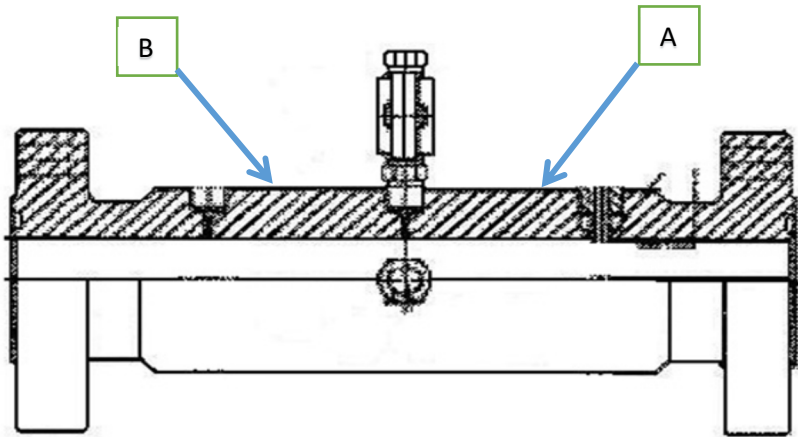
LEEA & ASNT Level II Inspector Name:	Signature:	Authenticating This Report:	Signature:
Abdullah Mufeed		Mohamed Abdulla	



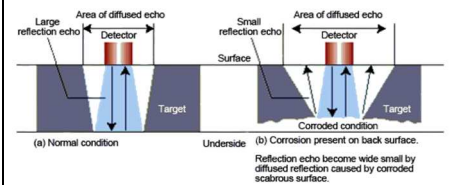
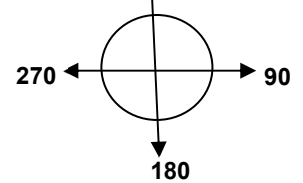
## Ultrasonic Thickness Gauging Report

Client:	DAQING DRILLING COMPANY	Certificate no:	QC-B-06-25-0335-01-37
Location:	Rig DQ1202	Job Order No:	QC-B-06-25-0335
Date of Examination:	03-6-2025	Next Inspection Due:	02-6-2026

Serial Number	Description of the examined equipment	Result
P125	CHOKE MANIFOLD SPOOL 4 1/16"	Accepted



A:12'O CLOCK / FORWARD  
B:3'O CLOCK / CENTER  
C:6'O CLOCK / AFT



ANGLES	UT WALL THICKNESS POSITION MEASURED IN MM				MINIMUM THICKNESS
	A	B			
0°	18.53	18.47			17 mm
90°	18.61	18.55			
180°	18.44	18.58			
270°	18.50	18.41			

### Equipment Details

Standard	ASTM E797	Specification:	OEM Data Book	Method	WET
Yoke	Permanent	Serial No:	PY-09	Due Date	11. Nov.2025
White Contrast	WCP-2	Batch No:	008A009	Due Date	April.2026
Black Ink	7HF	Batch No:	008A103	Due Date	Jun.2026
Ultrasonic Thickness Meter	UT-1	Serial No:	5202746	Due Date	11. Nov.2025

### INSPECTION EVALUATION

During UT all the readings are within the tolerance and accepted according to the abovementioned specification. Visual and MPI were carried out for the above description and found free of surface defects at the time of inspection. Identification of any part found to have a defect and a description of the defect:

**Remarks:** Minimum of Wall thickness Provided By OEM

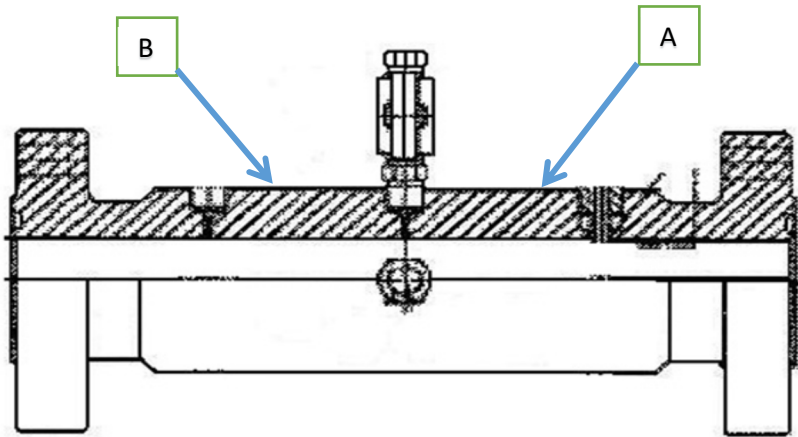
LEEA & ASNT Level II Inspector Name:	Signature:	Authenticating This Report:	Signature:
Abdullah Mufeed		Mohamed Abdulla	



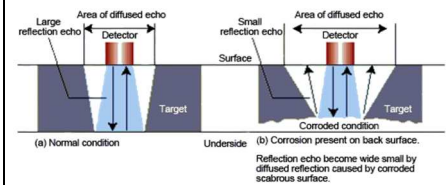
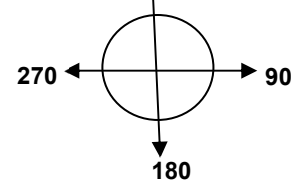
## Ultrasonic Thickness Gauging Report

Client:	DAQING DRILLING COMPANY	Certificate no:	QC-B-06-25-0335-01-38
Location:	Rig DQ1202	Job Order No:	QC-B-06-25-0335
Date of Examination:	03-6-2025	Next Inspection Due:	02-6-2026

Serial Number	Description of the examined equipment	Result
P126	CHOKE MANIFOLD SPOOL 4 1/16"	Accepted



A:12'O CLOCK / FORWARD  
B:3'O CLOCK / CENTER  
C:6'O CLOCK / AFT



ANGLES	UT WALL THICKNESS POSITION MEASURED IN MM				MINIMUM THICKNESS
	A	B			
0°	23.51	23.41			17 mm
90°	23.45	23.53			
180°	23.49	23.55			
270°	23.47	23.46			



### Equipment Details

Standard	ASTM E797	Specification:	OEM Data Book	Method	WET
Yoke	Permanent	Serial No:	PY-09	Due Date	11. Nov.2025
White Contrast	WCP-2	Batch No:	008A009	Due Date	April.2026
Black Ink	7HF	Batch No:	008A103	Due Date	Jun.2026
Ultrasonic Thickness Meter	UT-1	Serial No:	5202746	Due Date	11. Nov.2025

### INSPECTION EVALUATION

During UT all the readings are within the tolerance and accepted according to the abovementioned specification. Visual and MPI were carried out for the above description and found free of surface defects at the time of inspection. Identification of any part found to have a defect and a description of the defect:

**Remarks:** Minimum of Wall thickness Provided By OEM

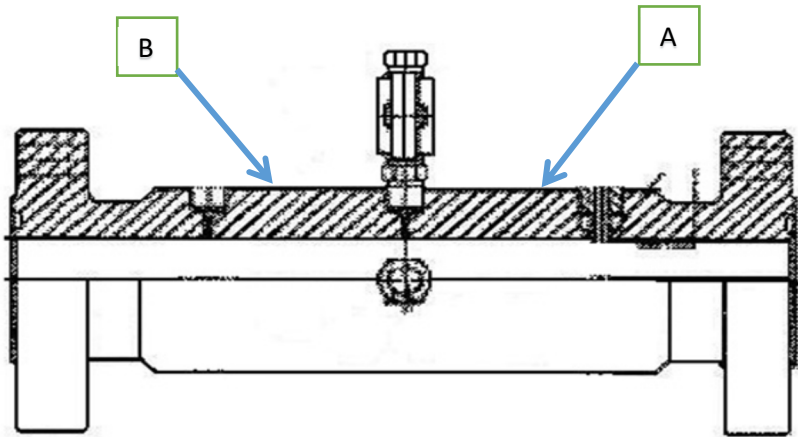
LEEA & ASNT Level II Inspector Name:	Signature:	Authenticating This Report:	Signature:
Abdullah Mufeed		Mohamed Abdulla	



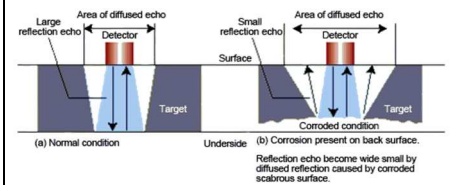
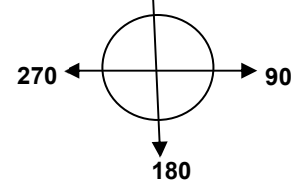
## Ultrasonic Thickness Gauging Report

Client:	DAQING DRILLING COMPANY	Certificate no:	QC-B-06-25-0335-01-39
Location:	Rig DQ1202	Job Order No:	QC-B-06-25-0335
Date of Examination:	03-6-2025	Next Inspection Due:	02-6-2026

Serial Number	Description of the examined equipment	Result
P127	CHOKE MANIFOLD SPOOL 4 1/16"	Accepted



A:12'O CLOCK / FORWARD  
B:3'O CLOCK / CENTER  
C:6'O CLOCK / AFT



ANGLES	UT WALL THICKNESS POSITION MEASURED IN MM				MINIMUM THICKNESS
	A	B			
0°	23.66	23.55			17 mm
90°	23.73	23.60			
180°	23.58	23.71			
270°	23.63	23.77			


### Equipment Details

Standard	ASTM E797	Specification:	OEM Data Book	Method	WET
Yoke	Permanent	Serial No:	PY-09	Due Date	11. Nov.2025
White Contrast	WCP-2	Batch No:	008A009	Due Date	April.2026
Black Ink	7HF	Batch No:	008A103	Due Date	Jun.2026
Ultrasonic Thickness Meter	UT-1	Serial No:	5202746	Due Date	11. Nov.2025

### INSPECTION EVALUATION

During UT all the readings are within the tolerance and accepted according to the abovementioned specification. Visual and MPI were carried out for the above description and found free of surface defects at the time of inspection. Identification of any part found to have a defect and a description of the defect:

**Remarks:** Minimum of Wall thickness Provided By OEM

LEEA & ASNT Level II Inspector Name:	Signature:	Authenticating This Report:	Signature:
Abdullah Mufeed		Mohamed Abdulla	